

ChamferedSASH

Contemporary PVCu Casement Window

ChamferedSASH



Standard	Optional	Optional	Standard	Optional
				
Chamfered Bead	Sculptured Bead	Triple Glazed Bead	Double Glazed	Triple Glazed


whiteline.co.uk




WINDOW HARDWARE



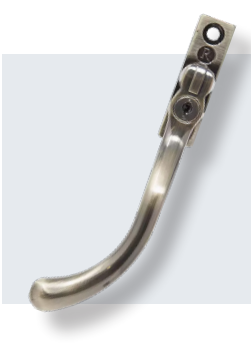
Offset




Contemporary
Tear Drop



Contemporary
Monkey Tail



Traditional
Tear Drop



Traditional
Monkey Tail

Offset
Casement Fastener
Window Handle

Contemporary
Teardrop and
Monkey Tail Handle

Traditional
Teardrop and
Monkey Tail Handle

White	Black	Chrome	Gold	Graphite	Antique Black	Satin	Bronze	Anthracite Grey
Antique Black	Chrome	Gold	Graphite					
Black	Chrome	Gold	Graphite	Satin	Antique Bronze	Pewter Patina		

FINISHES

Anteak	Golden Oak	Black	Cream	Irish Oak	Extended foil range
Agate Grey	Silver Grey	Basalt Grey	Chartwell Green	Blue 5011	RAL, BS or Farrow & Ball

A wide range of grained or smooth foils are available, either for the xterior of the window, the interior or both. In addition to this, we can offer a molecular-bonded spray finish using colours from BS, RAL or Farrow & Ball.

KEY FEATURES



A range of key-lockable handles in offset, monkey tail and teardrop designs.



Friction stays for smooth and reliable operation all year round.

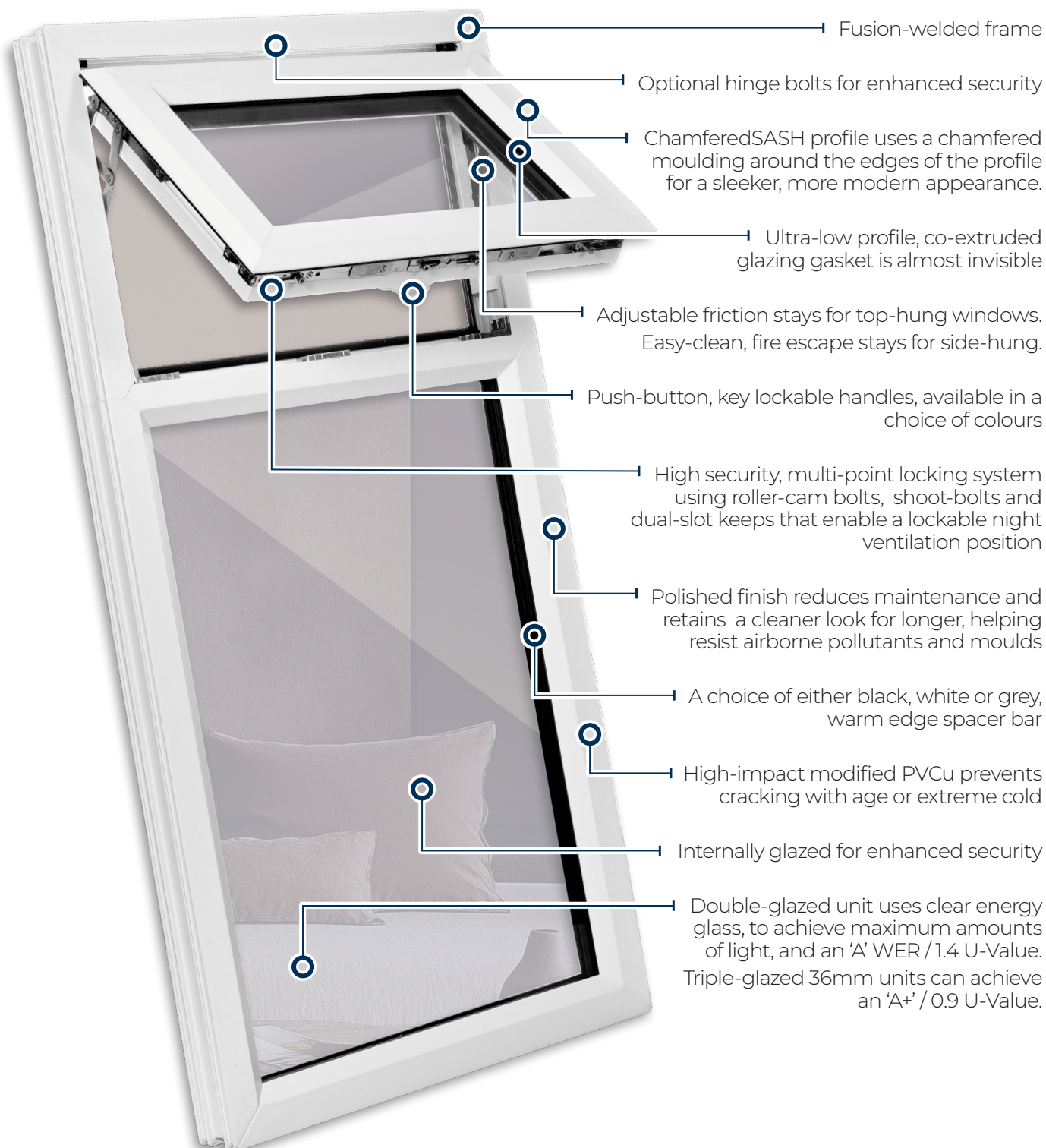


Window keeps with dual slots enabling a lockable 'slightly-ajar' ventilation position.



Close-up of fusion-welded sash corner and mid-rail overlap.

OVERVIEW



Extending shootbolts form another part of the multi-point locking system.



Pull-in blocks ensure tight compression of the sash gaskets against the frame.



Expanding 'mushroom bolts' form another part of the multi-point locking system.



Hinge guards protect the hinged side of the opening sash for true multi-point locking

The ChamferedSASH casement window offers a sleek, contemporary style suited to modern and traditional properties alike.

The outer frame, sash and glazing beads are interchangeable to achieve an individual style.



TRIPLE GLAZING

Also available with a triple-glazed sealed unit

100% LEAD FREE

Our PVCu is completely free of poisonous lead stabilisers

ENERGY EFFICIENCY*

Whiteline ChamferedSASH is one of the best performing products on the market, taking full advantage of the increased thermal efficiency offered by its six chamber profile.



DOUBLE GLAZED
U-VALUE*



TRIPLE GLAZED
U-VALUE*



DOUBLE GLAZED
WER*

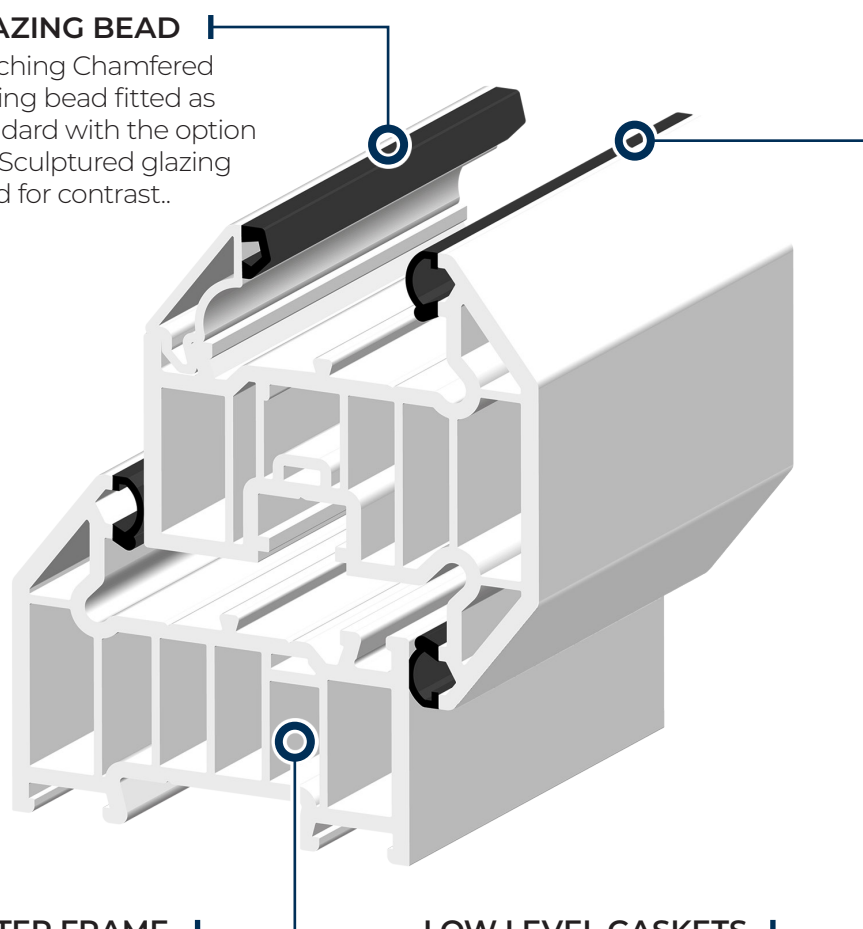


TRIPLE GLAZED
WER*

*Subject to specification

GLAZING BEAD

Matching Chamfered glazing bead fitted as standard with the option of a Sculptured glazing bead for contrast..



OUTER FRAME

Six insulating chambers are created in the Sculptured and Chamfered outer frames. You can opt for a contrasting Sculptured outer frame with Chamfered Sashes for a truly bespoke product.

LOW LEVEL GASKETS

The co-extruded gaskets are barely visible as they don't extend above the level of the sash. Being co-extruded means that they won't shrink either.



HM Government

BUILDING REGULATIONS

Document L

COMPLIANT



HM Government

BUILDING REGULATIONS

Document F

COMPLIANT



SculpturedSASH

Contemporary PVCu Casement Window



SculpturedSASH

Optional



**Chamfered
Bead**

Standard



**Sculptured
Bead**

Optional



**Triple Glazed
Bead**

Standard



Double Glazed

Optional



Triple Glazed


whiteline.co.uk




WINDOW HARDWARE



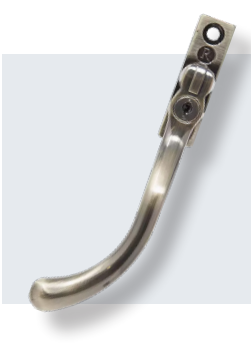
Offset




Contemporary
Tear Drop



Contemporary
Monkey Tail



Traditional
Tear Drop




Traditional
Monkey Tail

Offset
Casement Fastener
Window Handle

Contemporary
Teardrop and
Monkey Tail Handle

Traditional
Teardrop and
Monkey Tail Handle



FINISHES



A wide range of grained or smooth foils are available, either for the exterior of the window, the interior or both. In addition to this, we can offer a molecular-bonded spray finish using colours from BS, RAL or Farrow & Ball.

KEY FEATURES



A range of key-lockable handles in offset, monkey tail and teardrop designs.



Friction stays for smooth and reliable operation all year round.



Window keeps with dual slots enabling a lockable 'slightly-ajar' ventilation position.



Close-up of fusion-welded sash corner and mid-rail overlap.

OVERVIEW



Extending shootbolts form another part of the multi-point locking system.



Pull-in blocks ensure tight compression of the sash gaskets against the frame.



Expanding 'mushroom bolts' form another part of the multi-point locking system.



Hinge guards protect the hinged side of the opening sash for true multi-point locking

The 'Softline' decorative profile of the SculpturedSASH casement provides a softer, more elegant appearance than the ChamferedSASH.

With a 6-chamber sash and frame profile, the SculpturedSASH ensures excellent thermal performance, and the structural design of the profile ensures a strong and rigid installation.



TRIPLE GLAZING

Also available with a triple-glazed sealed unit

100% LEAD FREE

Our PVCu is completely free of poisonous lead stabilisers

ENERGY EFFICIENCY*

Whiteline SculpturedSASH is one of the best performing products on the market, taking full advantage of the increased thermal efficiency offered by its six chamber profile.



DOUBLE GLAZED
U-VALUE*



TRIPLE GLAZED
U-VALUE*



DOUBLE GLAZED
WER*

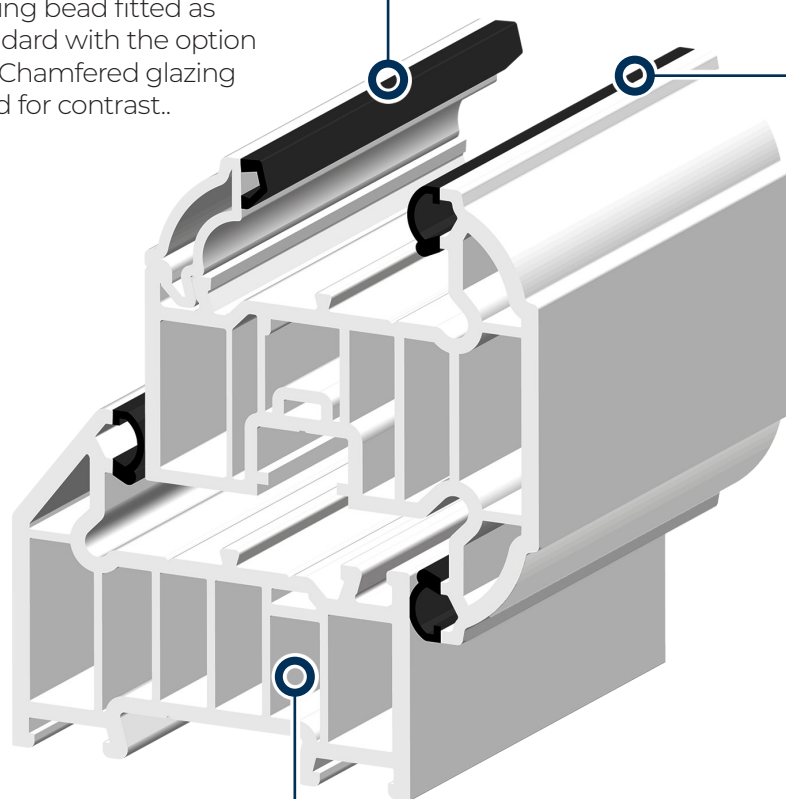


TRIPLE GLAZED
WER*

*Subject to specification

GLAZING BEAD

Matching Sculptured glazing bead fitted as standard with the option of a Chamfered glazing bead for contrast..



OUTER FRAME

Six insulating chambers are created in the Sculptured and Chamfered outer frames. You can opt for a contrasting Chamfered outer frame with Sculptured Sashes for a truly bespoke product.

LOW LEVEL GASKETS

The co-extruded gaskets are barely visible as they don't extend above the level of the sash. Being co-extruded means that they won't shrink either.



HM Government

BUILDING REGULATIONS
Document L
COMPLIANT ✓



HM Government

BUILDING REGULATIONS
Document F
COMPLIANT ✓



FlushSASH

Timber-inspired PVCu Casement Window

FlushSASH

Standard



Flush Bead

Standard



Double Glazed


whiteline.co.uk




WINDOW HARDWARE



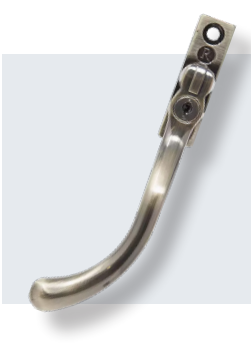
Offset




Contemporary
Tear Drop



Contemporary
Monkey Tail




Traditional
Tear Drop




Traditional
Monkey Tail

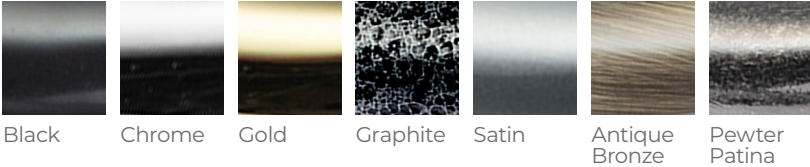
Offset
Casement Fastener
Window Handle



Contemporary
Teardrop and
Monkey Tail Handle



Traditional
Teardrop and
Monkey Tail Handle



Contemporary
Dummy Monkey Tail Sash Stay



Contemporary
Dummy Teardrop Sash Stay

FINISHES



A wide range of grained or smooth foils are available, either for the exterior of the window, the interior or both. In addition to this, we can offer a molecular-bonded spray finish using colours from BS, RAL or Farrow & Ball.

KEY FEATURES



A range of key-lockable handles in offset, monkey tail and teardrop designs.



Friction stays for smooth and reliable operation all year round.

OVERVIEW



Extending shootbolts form another part of the multi-point locking system.



Pull-in blocks ensure tight compression of the sash gaskets against the frame.



Expanding 'mushroom bolts' contribute to the multi-point locking system.



Hinge guards protect the hinged side of the opening sash for true multi-point locking



KEY FEATURES Standard Specification

The key-feature of the FlushSASH casement window is the non-protruding, 'flush-fitting' window sash.

Designed to replicate the style of original British timber windows but with all of the modern benefits of PVCu.

100% LEAD FREE

Our PVCu is completely free of poisonous lead stabilisers

ENERGY EFFICIENCY*

Whiteline FlushSASH is one of the best performing products on the market, taking full advantage of the increased thermal efficiency offered by its six chamber outer-frame profile and the latest range of high-performance glass units..



DOUBLE GLAZED
U-VALUE*



DOUBLE GLAZED
U-VALUE*

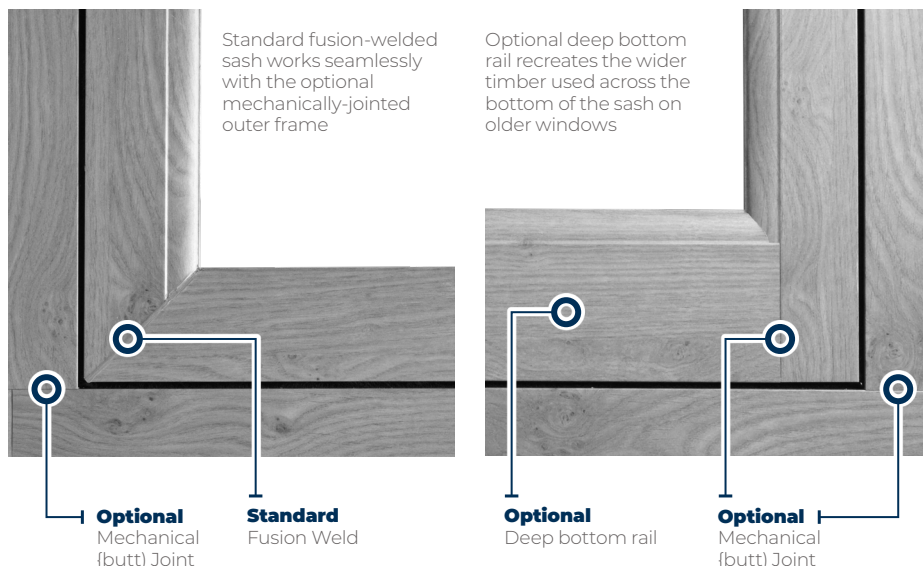


DOUBLE GLAZED
WER*



DOUBLE GLAZED
WER*

*Subject to specification



HIGH TECHNOLOGY

High-tech 6-chamber outer-frame and 4-chamber sash design intelligently use structural PVCu for strength and rigidity.

SCULPTURED STYLING

The sash uses a shallow sculptured profile for a more decorative appearance with a matching internal glazing bead.

An authentic 85mm outer-frame is also available with a flat platform that can take a working window stay.

This frame is called Revival.

OUTER-FRAME

Shown with the matching Sculptured outer-frame bit also available with a Chamfered or Revival outer-frame



HM Government
BUILDING REGULATIONS
Document L
COMPLIANT




HM Government
BUILDING REGULATIONS
Document F
COMPLIANT



SlimSASH

Ultra-slim PVCu Casement Window



SlimSASH

Standard



**Chamfered
Bead**

Optional



**Sculptured
Bead**

Optional



**Triple Glazed
Bead**

Standard



Double Glazed

Optional



Triple Glazed


Exclusive
whiteline.co.uk




WINDOW HARDWARE



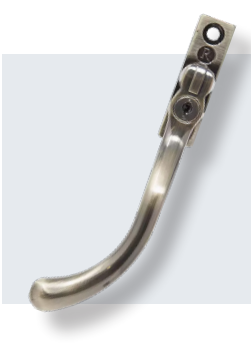
Offset




Contemporary
Tear Drop



Contemporary
Monkey Tail



Traditional
Tear Drop




Traditional
Monkey Tail

Offset
Casement Fastener
Window Handle

Contemporary
Teardrop and
Monkey Tail Handle

Traditional
Teardrop and
Monkey Tail Handle



FINISHES



A wide range of grained or smooth foils are available, either for the exterior of the window, the interior or both. In addition to this, we can offer a molecular-bonded spray finish using colours from BS, RAL or Farrow & Ball.

KEY FEATURES



A range of key-lockable handles in offset, monkey tail and teardrop designs.



Friction stays for smooth and reliable operation all year round.



Window keeps with dual slots enabling a lockable 'slightly-ajar' ventilation position.



Corner detail showing the characterful 'feature groove' and precise fusion welds.

OVERVIEW



Extending shootbolts form another part of the multi-point locking system.



Pull-in blocks ensure tight compression of the sash gaskets against the frame.



Expanding 'mushroom bolts' form another part of the multi-point locking system.




Hinge guards protect the hinged side of the opening sash for true multi-point locking



KEY FEATURES Standard Specification

The key-feature of the SlimSASH casement window is the reduced sash width compared to standard 70mm windows.

This slimmer design allows for a greater glass area which means that more daylight can come in whilst enabling a wider view out.



TRIPLE GLAZING

Also available with a triple-glazed sealed unit

100% LEAD FREE

Our PVCu is completely free of poisonous lead stabilisers

ENERGY EFFICIENCY*

Whiteline slimSASH is one of the best performing products on the market, taking full advantage of the increased thermal efficiency offered by its six chamber profile.



DOUBLE GLAZED
U-VALUE*



TRIPLE GLAZED
U-VALUE*



DOUBLE GLAZED
WER*



TRIPLE GLAZED
WER*

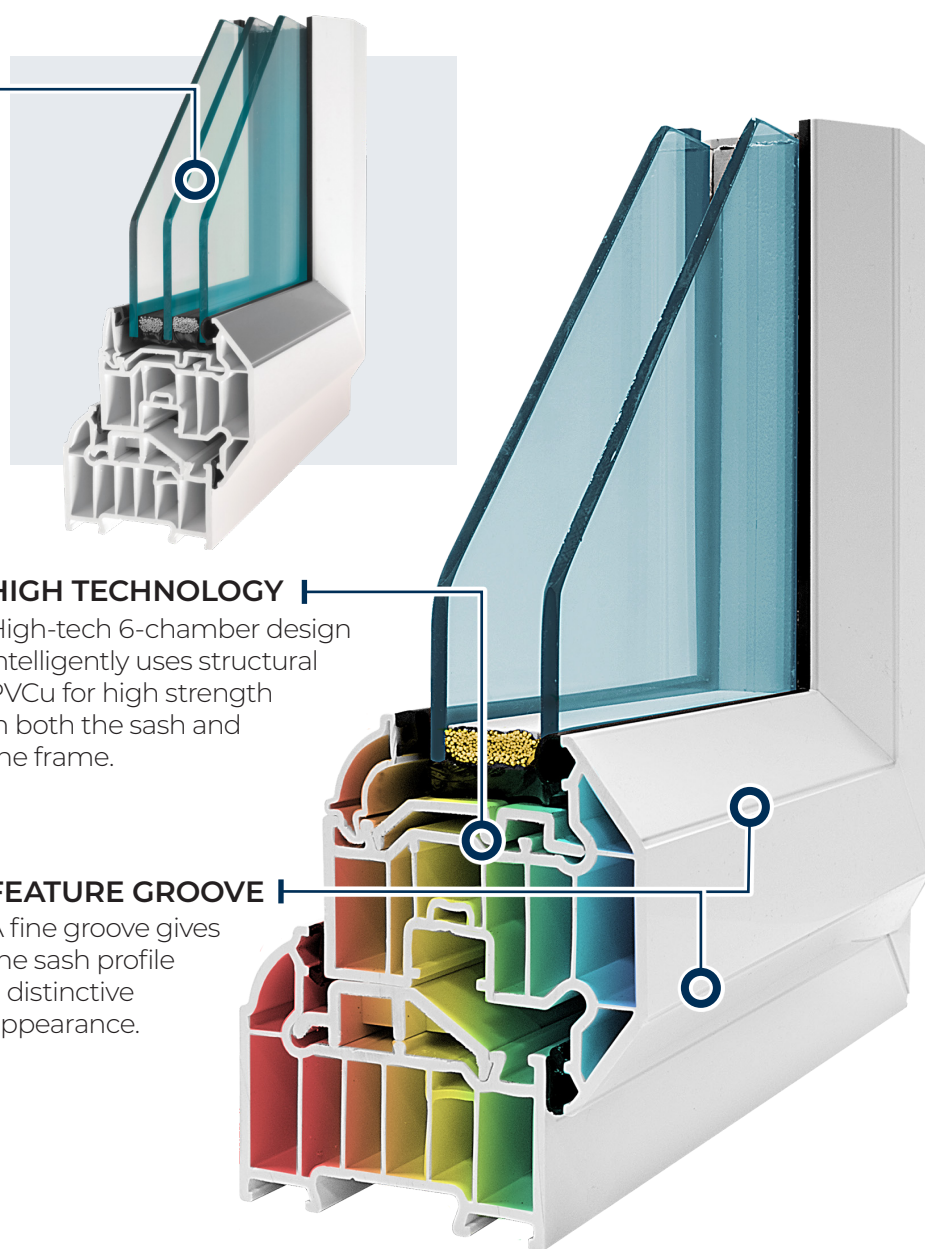
*Subject to specification

HIGH TECHNOLOGY

High-tech 6-chamber design intelligently uses structural PVCu for high strength in both the sash and the frame.

FEATURE GROOVE

A fine groove gives the sash profile a distinctive appearance.



HM Government
BUILDING REGULATIONS
Document L
COMPLIANT



HM Government
BUILDING REGULATIONS
Document F
COMPLIANT

